


**E-PRESCRIPTION**

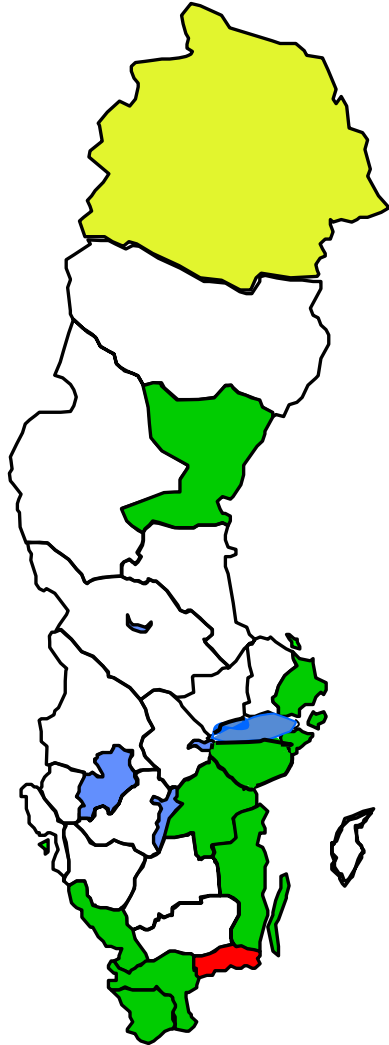
**No. 1**



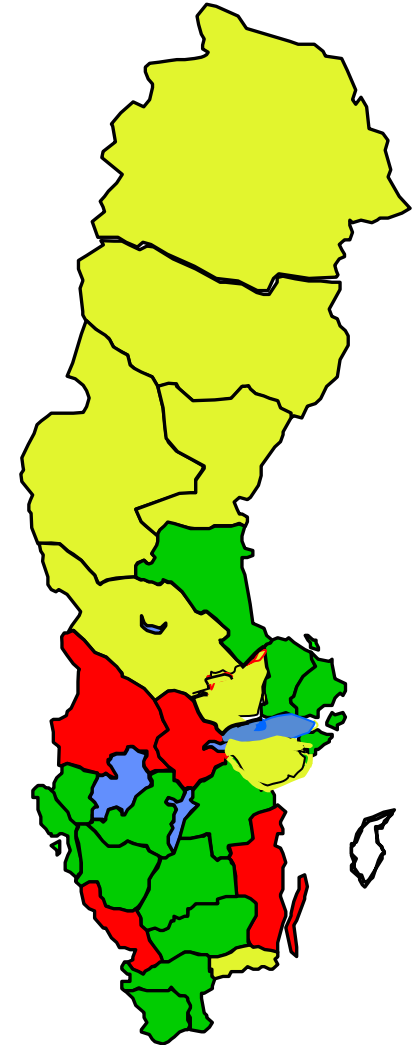
- ✓ 9 million people
- ✓ 21 county councils
- ✓ 1052 health centers
- ✓ 76 hospitals
- ✓ 600 000 e-prescriptions per month (ETP)

# E-PRESCRIPTIONS IN SWEDEN

August 2000



April 2004



50% e-pre-scriptions  
or more



26% e-pre-scriptions  
or more



1 % - 25%



0% - <1%

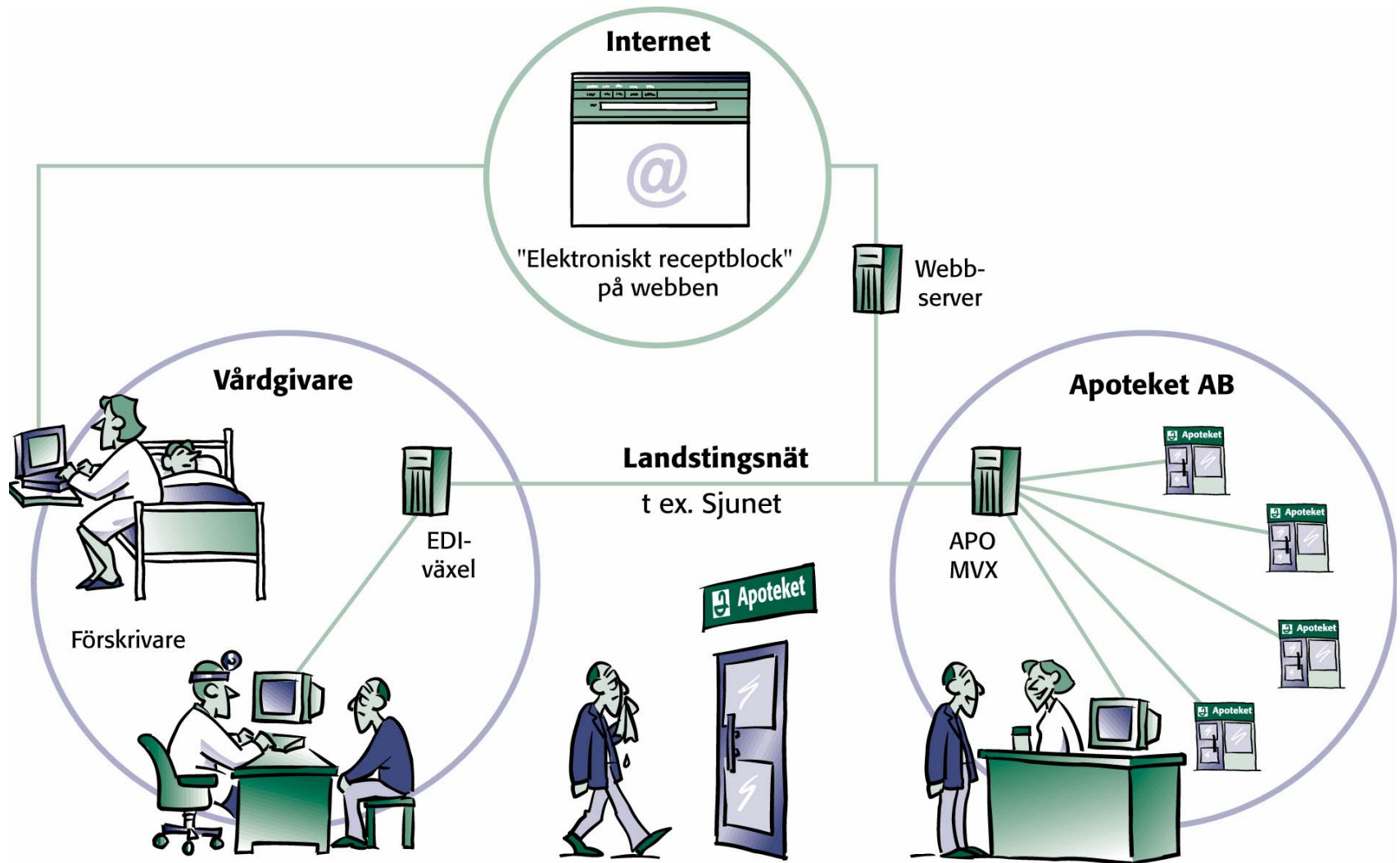
6 %

27 %

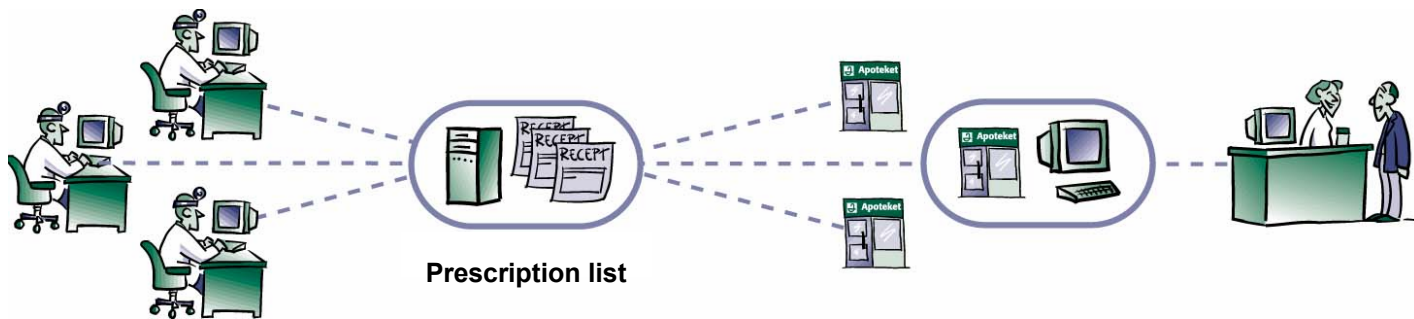
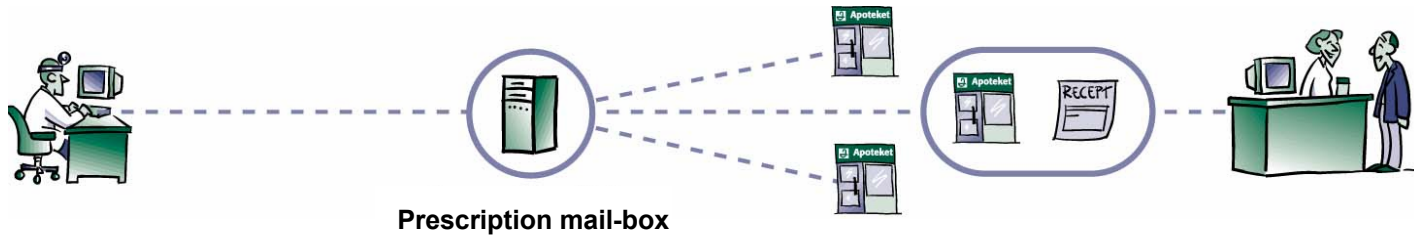

of total prescription amount in  
primary health care



# TECHNICAL JOURNEY OF THE E-PRESCRIPTION



# WAYS TO HANDLE E-PRESCRIPTION



# ADVANTAGES E-PRESCRIPTIONS

- ✓ Time-saving and efficient
- ✓ Increased security and quality
- ✓ Fewer prescriptions to decipher
- ✓ Fewer phone calls prescriber - pharmacist

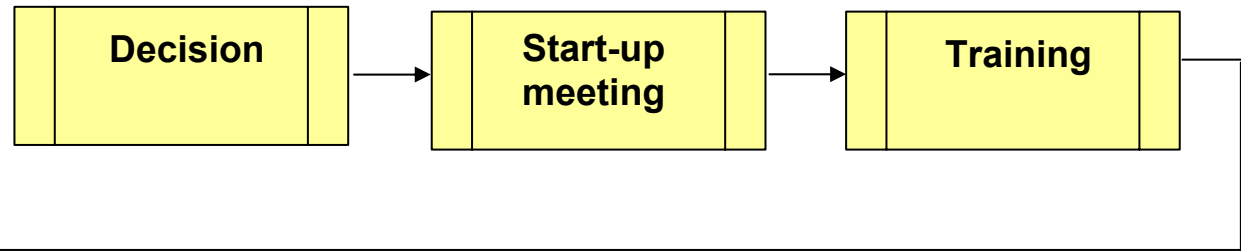
# WHAT'S IN IT FOR THE CUSTOMER?

- ✓ Quicker and better service
- ✓ Easier to renew a prescription
- ✓ No paper prescription to keep track of
- ✓ Shorter wait for the customer at the pharmacy

# OUR STRATEGIES

- ✓ Joint venture projects
- ✓ Common strategy/goals
- ✓ Implementation model
- ✓ Technical development
- ✓ Standards necessary

# IMPLEMENTATION MODEL



**Operational Start-up**

```
graph LR; E[Evaluation meeting]
```

The diagram shows a single yellow rectangular box with a black outline labeled "Evaluation meeting". An arrow points from the left side of the box to the right. Another arrow points from the left side of the box to the left edge of the "Operational Start-up" arrow.

**Evaluation meeting**

# OUR STRATEGIES

- ✓ Joint venture projects
- ✓ Common strategy/goals
- ✓ Implementation model
- ✓ Technical development
- ✓ Standards necessary

# OUR EXPERIENCES

- ✓ Time is ripe!!!
- ✓ Co-operation both nationally and locally
- ✓ Increasingly dependent
- ✓ Vital piece of the puzzle for the future

# OUR GOAL

80%

# FOR CO-OPERATION

- ✓ Contact us, we gladly contribute with our experiences as well as learn from you!
- ✓ [karina.telling@apoteket.se](mailto:karina.telling@apoteket.se)